



- Water-resistant probe
- Single power supply
- Analog 0-5 V or 4-20 mA output
- High sensitivity and proven reliability



UV lamp monitoring, UV power measurement for waste/ballast water sterilization, UV curing process control, UV phototherapy monitoring

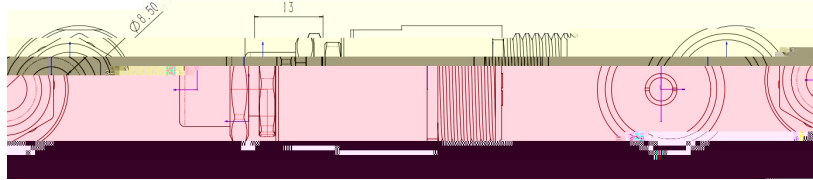
General parameters				
Dimensions	Window diameter (mm)	Weight (g)	Case material	
See drawing below	11	95	316L	
Parameters	Symbol	Value	Unit	Remark
Operation temperature	T_{opt}	-30-85	°C	
Storage temperature	T_{sto}	-40-90	°C	
Water resistance	p	>10	bar	entrance window side
Supply voltage	V_{cc}	9-24	V	DC
Output signal	I_{out}	4-20	mA	2 wire circuit (WP-UVx-G1/2-11)
				3 wire circuit (WP-UVx-G1/2-12)
	V_{out}	0-5	V	3 wire circuit (WP-UVx-G1/2-13)
Detection wavelength range ¹	λ	220-280	nm	WP-UVC-G1/2-1y
		220-325		WP-UVB-G1/2-1y
		220-370		WP-UVA-G1/2-1y
		290-440		WP-UVV-G1/2-1y
UV power intensity measurement range	P	0-200	mW/cm ²	See other options ²
Circular connector	5 mm male connector with 5 pins			
Cable (optional)	2 m cable with 5 mm female connector (cable length can be customized)			

¹ UVA, UVB, UVC, UVV and full UV band are all available upon request.

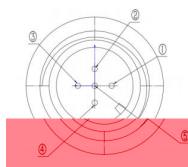
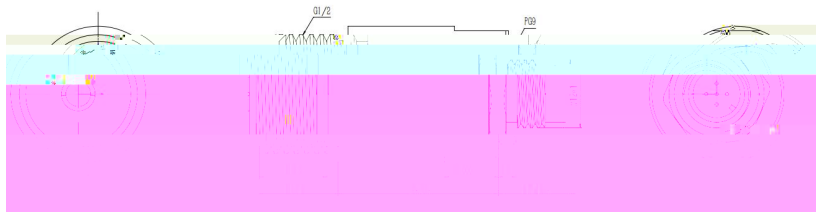
² UV power intensity measurement range: 0-200 mW/cm² (standard), 0-1 W/cm² (option), 0-10 W/cm² (option), 0-40 W/cm² (option).



Cable:



Circular connector:



connector view
5 pin M 12×1
RSFM5

5-pin analog plug:

pin 1= V_{cc} , pin 2=null,
pin 3= I_{out}/V_{out} , pin 4=GND/null,
pin 5=null

- Fully compatible with all GaNo Opto's UV sensor probes
- Real time display of UV power density, UV source accumulated service time and UV source output efficiency
- System settings for UV output calibration, timer reset, operation status cartoon, threshold of failure alarm and initial 100% output efficiency normalization
- One channel input and 24 V power supply
- Customized Chinese and English versions



- Fully compatible with all GaNo Opto's UV sensor probes
- 5 digital real time display of UV power density
- Pre-calibration or re-calibration for specific UV light source upon request
- Optional RS-485 or relay output
- One channel input and 9-24 V power supply

